
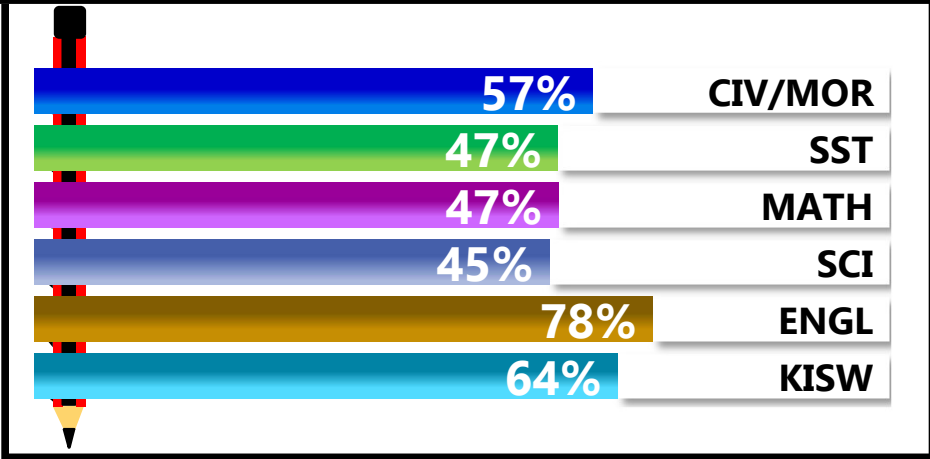
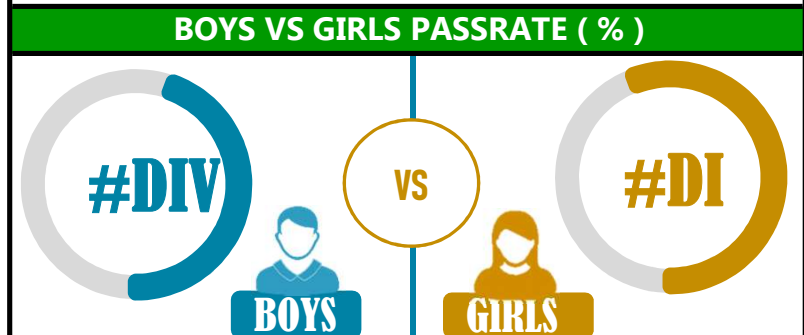
		<b>SHREE HINDU- MANDAL</b>			
<b>REGION: DAR ES SALAAM</b>		<b>SCHOOL AVERAGE</b>	<b>169.7</b>	<b>OVERALL GRADE</b>	
<b>DISTRICT: KINONDONI</b>				<b>CATEGORY</b>	
<b>ABOVE 40</b>					

**SUBJECT PERFORMANCE ANALYSIS**

SUBJECT NAME	AVG	%	RNK	
ENGLISH	39.1	78%	1	
KISWAHILI	32.2	64%	2	
CIVIC & MORAL	28.3	57%	3	
MATHEMATICS	23.7	47%	4	
SOCIAL STUDIES	23.7	47%	5	
SCIENCE	22.7	45%	6	
BOYS/GIRLS PASS RATE		STD	AVG	%
BOYS		26	0.44	44%
GIRLS		29	0.56	56%



GRADE ANALYSIS SUMMARY					
SUBJECT NAME/GRADE	A	B	C	D	E
MATHEMATICS	1	11	20	17	2
KISWAHILI	6	28	12	5	0
ENGLISH	15	35	1	0	0
SCIENCE	0	7	25	17	2
SOCIAL STUDIES	1	9	23	17	1
CIVIC AND MORAL	2	18	20	9	1



OVERALL GRADE ANALYSIS			
	NO.	SEATED	%
A	1	47	2%
B	15		32%
C	31		66%
D	4	4	9%
E	0		0%

OVERALL PERFORMANCE ANALYSIS		
REGISTERED	55	100%
SEATED	51	93%
ABSENTEES	4	7%
PASSED	47	85%
FAILED	4	7%

INDEX	NAME	SEX	MATHEMATICS		KISWAHILI		ENGLISH		SCIENCE		SOCIAL STUDIES		CIVIC & MORAL		TOTAL	AVERAGE	OVERALL GRADE	SCH POSITION	OVERALL POSITION
1	RAYYAN ASHRAF ABDULSHAKUR	F	44	A	41	A	49	A	36	B	39	B	34	B	243	41	A	1	1866
2	ABDULAZIZ YUSUF AMOUR	M	38	B	37	B	44	A	33	B	40	B	36	B	228	38	B	2	2902.5
3	WINNIE JIMMY MAKUGIRA	F	34	B	42	A	41	A	38	B	31	B	41	A	227	38	B	3	2975
4	MOZZA RASHID BULUSH	F	33	B	36	B	43	A	30	C	43	A	40	B	225	38	B	4	3121
5	ZUBEDA MOHAMMED ALLY	F	34	B	39	B	38	B	31	B	33	B	46	A	221	37	B	5	3371.5
6	SKYLAR JEFF BMANN	F	31	B	38	B	43	A	31	B	32	B	38	B	213	36	B	6	3903.5
7	TRACY PAULO GICHOGO	F	31	B	38	B	40	B	35	B	28	C	36	B	208	35	B	7	4228.5
8	HERMAN LAZARO KATUNDA	M	29	C	41	A	44	A	28	C	33	B	32	B	207	35	B	8	4284.5
9	AYEON KYUHWA JUNG	F	26	C	41	A	40	B	32	B	25	C	39	B	203	34	B	9	4501
10	RAYHAN DENALI SULEIMAN	M	28	C	37	B	44	A	28	C	30	C	34	B	201	34	B	11	4613.5
11	NASSRA HAROUB SEIF	F	34	B	40	B	38	B	28	C	26	C	35	B	201	34	B	11	4613.5
12	AMAL NASSER HUSSEIN	F	27	C	33	B	42	A	28	C	31	B	39	B	200	33	B	12	4674.5
13	SUMAIYA SAID YASSIN	F	33	B	40	B	39	B	25	C	31	B	30	C	198	33	B	13	4770
14	DENZEL RICARDO BARAKA	M	21	C	36	B	42	A	28	C	32	B	36	B	195	33	B	14	4901.5
15	IBRAHIM MOHAMED EL QUDAYM	M	31	B	41	A	39	B	25	C	21	C	35	B	192	32	B	15	5019.5
16	BASSAM ISAM MOHAMED	M	27	C	35	B	46	A	24	C	21	C	30	C	183	31	B	16	5372.5
17	YASH DHARMESH BOKHATARIA	M	34	B	32	B	35	B	22	C	30	C	29	C	182	30	C	17	5413
18	SALHIYA BARBRA LUKAGO	F	20	D	37	B	39	B	24	C	27	C	34	B	181	30	C	18	5445
19	HILMAN HEMED ALLY	F	26	C	30	C	41	A	21	C	27	C	35	B	180	30	C	19	5478.5
20	JAMEEL RASHID NASSOR	M	24	C	35	B	37	B	30	C	29	C	24	C	179	30	C	21	5515.5
21	NADIR KISMAT DHALLA	M	25	C	42	A	37	B	22	C	26	C	27	C	179	30	C	21	5515.5
22	MARIAM ALLY MOHAMED	F	32	B	33	B	36	B	24	C	26	C	26	C	177	30	C	22	5575.5
23	LYNN PHILIPO BEYANGA	F	25	C	34	B	46	A	25	C	15	D	30	C	175	29	C	24	5632

INDEX	NAME	SEX	MATHEMATICS		KISWAHILI		ENGLISH		SCIENCE		SOCIAL STUDIES		CIVIC & MORAL		TOTAL	AVERAGE	OVERALL GRADE	SCH POSITION	OVERALL POSITION
24	RANIYN ALLY AL-HADDAR	F	24	C	37	B	36	B	26	C	23	C	29	C	175	29	C	24	5632
25	SYLVESTER N KINGWA KIJA	M	29	C	21	C	39	B	29	C	24	C	31	B	173	29	C	26	5697
26	NAWAL FAUZ RAMADHAN	F	25	C	36	B	47	A	15	D	19	D	31	B	173	29	C	26	5697
27	YUSUF MUSSA AHMED	M	26	C	29	C	37	B	24	C	22	C	31	B	169	28	C	27	5801
28	IBTISAM ZAHOR OMAR	F	18	D	34	B	44	A	19	D	25	C	27	C	167	28	C	29	5843.5
29	JYOTI LALBAHADUR VERMA	F	21	C	28	C	39	B	18	D	25	C	36	B	167	28	C	29	5843.5
30	JAMILA KHALID MOHAMED	F	28	C	34	B	39	B	22	C	19	D	24	C	166	28	C	30	5865
31	BARACK JOHN EDWARD	M	25	C	32	B	40	B	14	D	21	C	32	B	164	27	C	31	5922
32	LULU OMAR BAKARI	F	15	D	26	C	36	B	29	C	26	C	30	C	162	27	C	32	5962
33	DORCAS ANDREW MWANANGOIE	F	12	D	36	B	36	B	19	D	24	C	28	C	155	26	C	33	6098.5
34	AHMED ABDULRABI MOHAMED	M	28	C	36	B	40	B	12	D	15	D	19	D	150	25	C	35	6182
35	ISMAIL HASSAN OTHMAN	M	14	D	38	B	37	B	20	D	15	D	26	C	150	25	C	35	6182
36	PRINCE CARLOS SYLVESTER	M	11	D	34	B	44	A	17	D	21	C	23	C	150	25	C	35	6182
37	SHAMSIA MBARAK ABDALLAH	F	15	D	32	B	29	C	21	C	24	C	26	C	147	25	C	37	6220.5
38	YAHYA ADAM YAHYA	M	28	C	22	C	40	B	14	D	18	D	23	C	145	24	C	38	6252.5
39	MICHELLE GODFREY CHAMURIHO	F	20	D	29	C	33	B	22	C	18	D	21	C	143	24	C	39	6279
40	MUNIRA AHMED ABDI	F	19	D	34	B	34	B	19	D	18	D	17	D	141	24	C	40	6308.5
41	RAY PRASHANT VALAMBHIA	M	13	D	15	D	40	B	28	C	19	D	25	C	140	23	C	41	6322.5
42	MOHAMED IRFAN KHAKHI	M	26	C	26	C	34	B	15	D	17	D	20	D	138	23	C	42	6345.5
43	TANISH PARESH ASAWLA	M	9	E	21	C	37	B	23	C	14	D	27	C	131	22	C	43	6398.5
44	HASINA FAYAZ AHMED	F	15	D	29	C	32	B	17	D	20	D	17	D	130	22	C	44	6408
45	ETHAN ELIAS MSESE	M	15	D	25	C	40	B	13	D	18	D	17	D	128	21	C	45	6424

INDEX	NAME	SEX	MATHEMATICS		KISWAHILI		ENGLISH		SCIENCE		SOCIAL STUDIES		CIVIC & MORAL		TOTAL	AVERAGE	OVERALL GRADE	SCH POSITION	OVERALL POSITION
46	MUHAMMAD TARIQ BATHAWAB	M	19	D	19	D	39	B	17	D	16	D	17	D	127	21	C	46	6432
47	DIYA VINESH RANA	F	13	D	18	D	35	B	16	D	14	D	29	C	125	21	C	47	6451
48	ABDULRAHIM ABDULMALIK MTAM	M	16	D	35	B	40	B	5	E	13	D	10	E	119	20	D	48	6495.5
49	REHAN OSMAN REHAN	M	17	D	19	D	34	B	15	D	22	C	11	D	118	20	D	49	6505
50	NADIA MUSADIK ALARAKHIA	F	12	D	25	C	37	B	11	D	11	D	14	D	110	18	D	50	6549
51	WASAMA MUSA ALLY	M	9	E	15	D	35	B	10	E	10	E	15	D	94	16	D	51	6619
52	HEET HARISH NATHOO	M																	
53	TANISH CALPESH TULSI	M																	
54	DIYA KALPESH BAHADUR	F																	
55	HADIA ALLY SALEH	F																	